

YEAR R – REMOTE LEARNING - CYCLE 1

Understanding of the World

Research some different dinosaurs and choose two of your favourites. Make an informative poster of each of the dinosaurs, including information on what they ate, how big they were, important features on their bodies and any other interesting information you find out. Can you include some pictures on your posters?

Then talk about the two dinosaurs and compare them. Can you make a list of what was the same, and what was different between your two dinosaurs of choice?

Communication and Language

Research the meaning of the words: Carnivore, Omnivore and Herbivore.

Make a word card for each word and sort any animal figures/soft toys you have into the different groups. You could also draw/print out pictures of any other animals you like and sort into one of the three groups, depending on what type of foods they eat.

Literacy

Stick a picture of a dinosaur you like in the middle of a piece of paper. Think of words to describe the dinosaur and write them around the picture. Remember to slowly sound out the word and to think about the letter formation of the sounds you hear. Can you think of 10 words to describe the dinosaur?

Exploring and using media and materials

Collect some different resources from around your house – paint, newspaper, coloured paper, old magazines etc. Can you make a collage of a dinosaur remembering to include all the important features, or of a landscape where the dinosaurs could live? What would you see there?

Phonics


Watch the youtube videos to learn the sounds 'ar', 'or' and 'ur'

['ar' Words | Phonics Phase 3 - YouTube](#)

['or' Words | Blending Phonics Phase 3 - YouTube](#)

[Phase 3 Phonics | ur Digraph - YouTube](#)

Daily Core Tasks



There are lots of dough disco videos on You Tube – just grab a pot of dough and have your own dough disco!

There are also recipes to make your own playdough online

YEAR R – REMOTE LEARNING – CYCLE 2

Communication and Language

Watch Michael Rosen tell the story 'Chocolate cake' and think about how he used his voice to make it fun and exciting to listen to.

[Michael Rosen Chocolate cake - YouTube](#)

Choose one of your favourite books and see if you can retell the story to an adult in your own words, remembering all the important parts of the story. Ask an adult to video you telling the story – can you use your voice to add expression and make the story sound exciting?

Literacy

Work through the lessons on 'The Three Billy Goats Gruff'

[Unit: The Three Billy Goats Gruff | Teacher Hub | Oak National Academy \(thenational.academy\)](#)

Physical Development

Use some building resources (Lego, Duplo, wooden blocks, recycled modelling materials) to build a model of one of the settings in your favourite story or the Three Billy Goats Gruff.

Do you need to add any signs or labels to your model? Can you then use some toys with your model to help you act out the story?

Exploring and using media and materials

Choose one of the characters from one of your favourite stories. Make a picture of them using which ever resources you choose – this could be pens, crayons, paints, collage, playdough. Try and make sure you include all their important features. Can you label your picture with their name and any words to describe them?

Phonics


Watch the youtube videos to learn the sounds 'ow', 'oi' and 'ear'

[Phase 3 Phonics | ow Digraph - YouTube](#)

['oi' Words | Phonics Phase 3 - YouTube](#)

[ear Words | Phase 3 Phonics | Trigraph - YouTube](#)

Daily Core Tasks



There are lots of dough disco videos on You Tube – just grab a pot of dough and have your own dough disco!

There are also recipes to make your own playdough online

YEAR R – REMOTE LEARNING – CYCLE 3

Personal, Social and Emotional Development

Talk to your adults and think about different strategies that can help children stay happy and calm when they are feeling sad or angry. This could be things like counting to 10, reading a favourite book, thinking of people you love...

Make a poster which includes a list of your ideas that can be used to help you and other children when they need it.

Physical development

Have a go at some Cosmic Yoga

[Yoga Time! Jungle Safari: Kids Yoga and Nursery Rhymes | Cosmic Kids - YouTube](#)

Literacy

Work through the lessons on 'Mouse, Deer and Tiger'

[Unit: Mouse Deer and Tiger | Teacher Hub | Oak National Academy \(thenational.academy\)](#)

Understanding of the World

Research the festival of 'Chinese New Year' and how people celebrate this. Can you make a collage with images of the different things people do during this celebration, and write some simple facts to teach others what you have learnt about Chinese New Year. Maybe you could make some of the food people might eat and try it?

Phonics


Watch the youtube videos to learn the sounds 'air', 'ure' and 'er'

[air Words | Phase 3 Phonics - YouTube](#)

['ure' Words | Phonics Phase 3 | Segmenting & Blending - YouTube](#)

['er' Words | Phonics Phase 3 - YouTube](#)

Daily Core Tasks



There are lots of dough disco videos on You Tube – just grab a pot of dough and have your own dough disco!

There are also recipes to make your own playdough online