




As recommended by [gov.uk](https://www.gov.uk)

Home Learning Pack Year 1

Spring



Circle the pictures that have the 'ay' sound at the end.



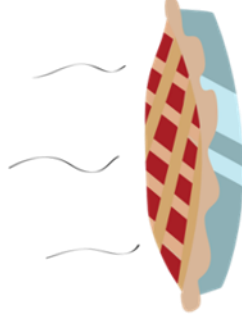
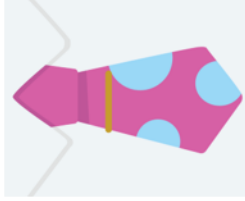
Can you draw a picture of something that has the 'ay' sound at the end?
You might find something in your house!

Circle the pictures that have the 'ou' sound in the middle.





Can you draw a picture of something that has the 'ou' sound in the middle?
You might find something in your house!

Circle the pictures that have the 'ie' sound at the end.





Can you draw a picture of something that has the 'ie' sound at the end?
You might find something in your house!

Circle the pictures that have the 'ea' sound in the middle.



Can you draw a picture of something that has the 'ea' sound in the middle?
You might find something in your house!

Circle the pictures that have the 'oy' sound at the end.



Can you draw a picture of something that has the 'oy' sound at the end?
You might find something in your house!

Circle the pictures that have the 'ir' sound in the middle.

6

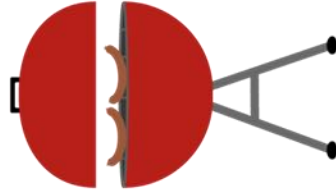



13




Can you draw a picture of something that has the 'ir' sound in the middle?
You might find something in your house!

Circle the pictures that have the 'ue' sound at the end.



Can you draw a picture of something that has the 'ue' sound at the end?
You might find something in your house!

Circle the pictures that have the 'aw' sound at the end.



Can you draw a picture of something that has the 'aw' sound at the end?
You might find something in your house!

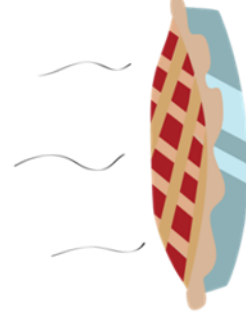
Blend these letter sounds to read the words.
Draw a line to the matching picture.

tray

sea

pie

mouth




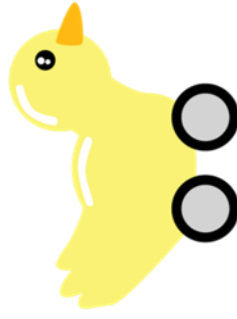
Blend these letter sounds to read the words.
Draw a line to the matching picture.

skirt

blue

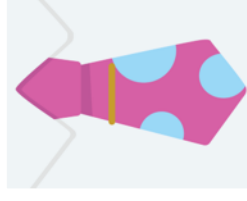
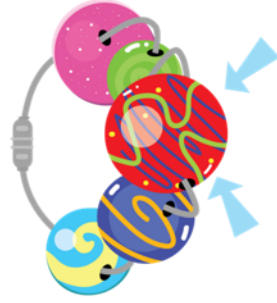
toy

straw




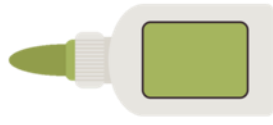
Phonics – Phase 5 – Segmenting

Write the word in the box underneath by segmenting the sounds.



Phonics – Phase 5 – Segmenting

Write the word in the box underneath by segmenting the sounds.



Using 'and'


1. Join the two sentences together using 'and'. Rewrite the new sentence.

It has tea in it.

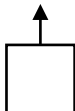
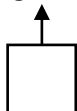
The cup is green.



2. Put an 'X' in the correct box to show where 'and' should go in the sentence below.



The car is red it has black wheels.



3. Dexter and Dina write a sentence using 'and'.



Dexter

	And the dog barks
	and digs.

	The dog barks and it
	digs in the garden.



Dina

Who is correct? Explain why.

Commands with Exclamations

1. Tick the commands below.

A. Do you like it?

B. Be careful!

C. Stand up!

3. Use the word bank to write a command with an exclamation mark.



on	Sit	!	chair	your
----	-----	---	-------	------

2. Sort the sentences below.

Command	Not a command

A. He is asleep.

B. Sit still!

4. Change the sentence below into a command with an exclamation mark.

Please get me a drink.

5. The pirate captain has a list of jobs for his crew to do. Write a command for each job. Use an exclamation mark (!) at the end of each command.



feed



draw



clean

Exclamation or Full Stop?

1. Circle the sentence that needs an exclamation mark.

A. Look, a map

B. The parrot sat in a tree

3. Use the word bank to write a sentence with an exclamation mark.

can	I	see
gold	.	!


2. Complete with an exclamation mark or a full stop.

A. We looked at the map

B. We are lost

C. Oh no

4. Complete the sentence below using the correct punctuation.



Look _____

5. The children can see a pirate ship. Write a sentence using an exclamation mark (!) for each child.







Exclamation or Full Stop?

1. Tom and Liv are writing sentences.



Tom

Find your school bag quickly!



Liv

I went shopping with my mum yesterday!

Who is correct?

2. Punctuate the sentences below and sort them into the table.

Full Stop	Exclamation Mark

A. I enjoyed my drink

B. Stand outside

C. The mouse is small

3. Rewrite the sentences below so that each sentence uses a full stop.

A. Get off the railings!

B. Switch off the lights!

Capital Letters to Start Sentences

1. Choose the best word to start each sentence.

come	draw	when
------	------	------

Remember to add the capital letter.

_____ to my house and play with my toys.

_____ a green bird sitting in the tree.

2. Put an 'X' next to the correct sentence.

A. last week I went to the swimming pool.

B. Last week I went to the swimming pool.

C. last week I Went to the swimming pool.



3. Write a sentence about the picture using the word bank to help you.



likes	songs	and	sing
-------	-------	-----	------

Reading Comprehension

Weather of the World

Read the information on the next page and answer the questions.

1. What day will it rain in London?

2. On how many days will it snow in London?

3. Which city will be the coldest?

4. Which city will be the hottest?

5. What date will it be on the Monday?

6. Will it get hotter or colder through the week in Lisbon?






Reading Comprehension

Weather of the World

WEATHER – LONDON, UK
9th January – 13th January

FORECAST SUMMARY






This week will start off cold and cloudy and we will see some snow by Wednesday. By the end of the week, it will be looking a little warmer just in time for the weekend!

Monday	Tuesday	Wednesday	Thursday	Friday
 4°C	 2°C	 1°C	 3°C	 5°C

WEATHER – LISBON, PORTUGAL
9th January – 13th January

FORECAST SUMMARY

This week will be warm and mild on Monday and Tuesday. By the end of the week, it will be cloudy and it will get colder so you might want to avoid the beach this weekend!

Monday	Tuesday	Wednesday	Thursday	Friday
 17°C	 16°C	 15°C	 14°C	 13°C